



canvas

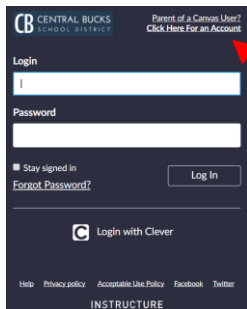
# Creating a Parent Account

Note: **Please create your Canvas account using a web browser.** Do not use the Canvas Parent App to create the account. Once the account is created, you can access Canvas through a web browser or download the app.

Step 1: Visit [www.cbsd.org/canvas](http://www.cbsd.org/canvas). Click the **Parent Sign In** icon.



Step 2: Click **Need a Canvas Account.**



Step 3: Click **Parents sign up here.**



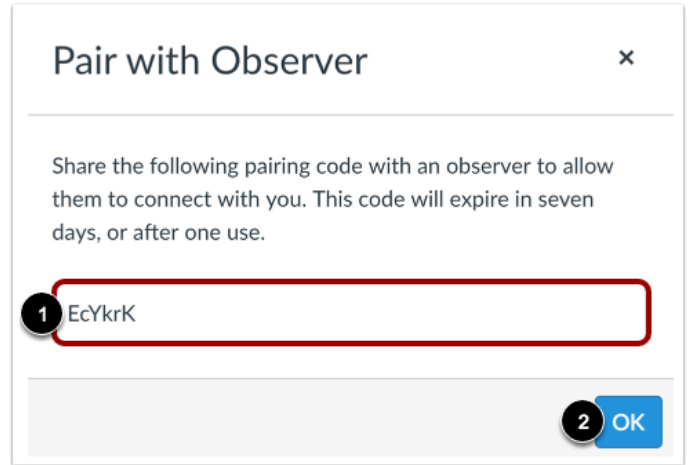
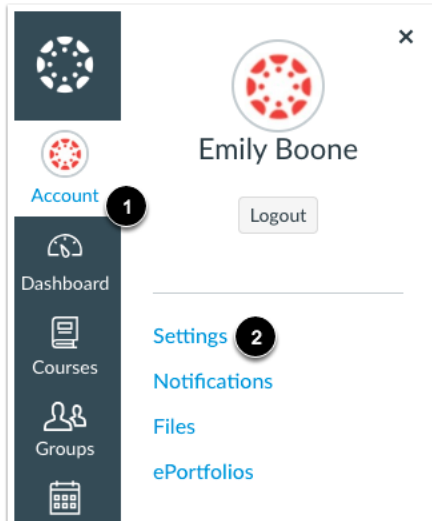
Step 4: Fill out the form.

See the directions below

**\*To locate the Student Pairing Code, follow the directions below.**

- Ask your child to login to Canvas
- Click **Account**
- Click **Settings**
- Click **Pair with Observer**
- Copy the code (this code expires in 7 days).

### Open Settings



**\*\*If you wish to use the app, please download it on your smartphone/tablet. Please follow the prompts (see below) to setup the app.**

